




# BATALYSE

## INSTALL GUIDE



DATA ANALYSIS

Version: 2023-12-13

### Copyright

© Batalyse GmbH. All rights reserved by Batalyse GmbH. This manual is intellectual property of Batalyse GmbH. The details provided in this manual are for information only and are provided under usual reserve. Though the Manual was prepared with high diligence, it might not be excluded from mistakes. Batalyse GmbH doesn't accept responsibility, neither for these mistakes nor for resulting disadvantage, resulting to faults or inaccuracies occurring in this manual.

Without explicit permission this manual or even parts of it may not be copied in any manner.

Batalyse Development Team

Batalyse GmbH  
Sattlerstrasse 5  
75045 Walzbachtal

Internet: [www.batalyse.com.com](http://www.batalyse.com.com)  
e-mail: [contact@batalyse.com](mailto:contact@batalyse.com)

**You have questions or feedback?  
Please get in touch with us!**

## CONTENT

<b>1</b>	<b><i>Hardware, installation, license, updates, .....</i></b>	<b>3</b>
1.1	<b>Hardware .....</b>	<b>3</b>
1.2	<b>Installation .....</b>	<b>3</b>
1.3	<b>Updates .....</b>	<b>4</b>
1.4	<b>Trial license, online/offline license, license options.....</b>	<b>4</b>
1.4.1	Trial license .....	4
1.4.2	Online License .....	4
1.4.3	Offline License.....	5
1.5	<b>License options and models .....</b>	<b>6</b>

# 1 Hardware, installation, license, updates,


## 1.1 Hardware

Data Analysis can be installed on any PC as an app for Origin software from OriginLab (<https://www.originlab.com>). Origin can be tested free of charge for 14 days: <https://www.originlab.com/demodownload.aspx>.

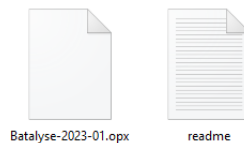
At least Origin version 2019b or newer is required to use Data Analysis. Newer Origin versions allow for faster analysis and better graphs. Batalyse tries to keep the software compatible with older Origin versions. However, it cannot be ruled out that new Data Analysis features will no longer be supported by older Origin versions.

## 1.2 Installation

Download the current Data Analysis version here: [www.batalyse.com/download](http://www.batalyse.com/download). In your download folder you will now find an archive file with the name "Batalyse - Version number".



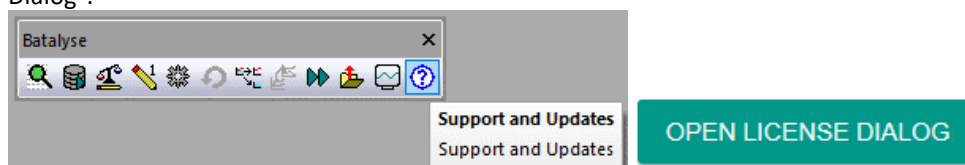
- Unzip the downloaded archive by e.g. WinZip (<https://www.winzip.com>) or WinRar (<https://www.winrar.de>).



- Drag and drop the opx installer into your open Origin installation (<https://www.originlab.com/>). Origin can be tested free of charge for 21 days: <https://www.originlab.com/demodownload.aspx>. The Batalyse icon and toolbar will appear:



- When using Data Analysis for the first time, a click on a toolbar button automatically opens the license dialog. Alternatively, you can open it by clicking on the button "Support and Updates" and "Open License Dialog".



## 1.3 Updates

Batalyse regularly releases updates of Data Analysis, which can be downloaded here: [www.batalyse.com/download](http://www.batalyse.com/download).

To apply the update just drag and drop the opx installer of the most recent version to your opened Origin window. Older Data Analysis versions will then be overwritten.

We recommend that you keep your Data Analysis version up to date.

Updates bring you these benefits:

- New features
- Improvement of existing features
- New result diagrams
- Support for new test devices, file formats and structures
- Fix of bugs

## 1.4 Trial license, online/offline license, license options

### 1.4.1 Trial license

New users can test Data Analysis without obligation and free of charge. Trial licenses can also be created for your entire team if you are interested.

The duration of a test license is 14 days. It can be extended further, e.g. if you provide us with test data that is currently still insufficiently supported, or if you have specific requests that still need to be implemented. In this case we will contact you as soon as an update is available and you can test the improvements.

Test data can be sent to us by mail or uploaded: <https://batalyse.com/file-upload>.

We are always happy to receive feedback and suggestions for improvement!

### 1.4.2 Online License

- In the license dialog you have to enter your e-mail address. Providing your name and phone number are optional and will be used by us for support purposes only, in case you have any problems.
- **Please read and accept our disclaimer.** Otherwise, the button "Request/Activate License" cannot be activated.
- By clicking the button "Request/Activate License" a license request is automatically sent to Batalyse. This contains an ID of your origin license and your computer, based on which the license will be created by Batalyse.
- **The creation of the license can take up to 24 h.** We will contact you by mail when you are ready to use Data Analysis.

Thanks for your interest in using Batalyse - Data Analysis.  
 We are glad that you want to **test Data Analysis free of charge without obligations**.  
 Please enter your details below and click the license request button, and we will activate your Batalyse - Data Analysis license on our server.  
 Once your license is activated, we will let you know, and you can then start using Data Analysis.  
 On our [website](#) you will find tutorial videos that can help you to get started.  
 Of course, we can also introduce you to the software in person. Just let us know when you have time.  
 During the trial period we will of course add your file structures, types, and measuring devices to Data Analysis for free, and add any features you need for your work.  
 For more information on our license system, [check out our tutorial video](#).



Your Batalyse Team  
[contact@batalyse.com](mailto:contact@batalyse.com)

Email  
[markus@batalyse.com](mailto:markus@batalyse.com)                      Name                      Phone

I have read and accepted the [Disclaimer](#)

- Please opt me out of the Batalyse Newsletter
- Please do not contact me when I encounter bugs with Data Analysis
- Disable automatic sending of bug reports

Manually enter license string

- By using the opt-out sliders you can decide yourself...
  - if you want to receive the Batalyse Newsletter
  - if you want us to contact you in case of bugs
  - if you want to send us bug messages automatically.

In the Batalyse Newsletter we inform you about the availability of a new Data Analysis version and its features.

**A bug report does NOT include your measurement file or other sensitive information.** A typical bug report has this structure:

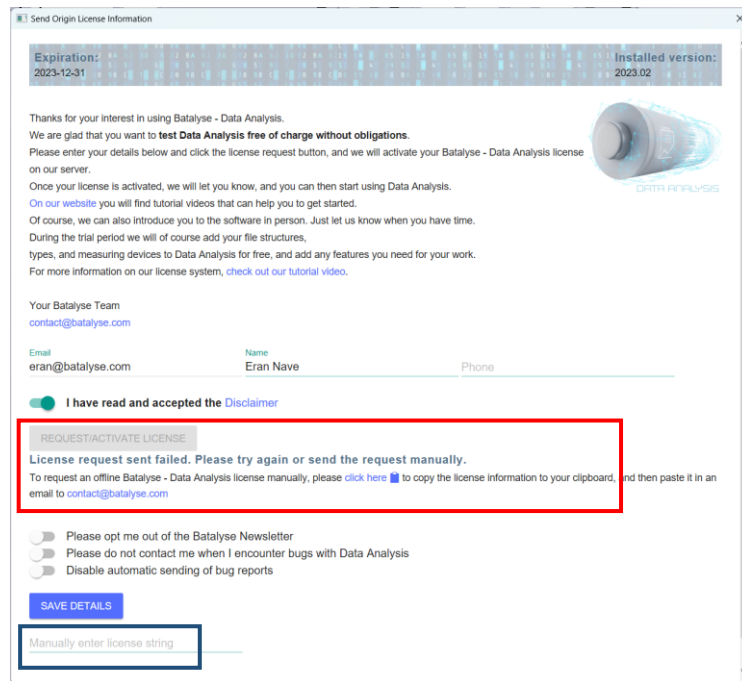
A Bug report was submitted with the following details:

```
{ "name": "", "email": "markus@batalyse.com", "encrypted": true, "errors": "System not recognized, unable to detect or assign columns (Excel).", "filename": "C:\\Users\\Markus\\... ", "batalyseVersion": "2022.11", "originVersion": "9.95", "compStr": "Batalyse_LAPTOP-8RA6IQB9", "expDate": "2023-10-07", "licenseId": "238", "countLimit": "3000", "counter": "1093", "groupCount": "1093", "message": null }
```

### 1.4.3 Offline License

You can find an overview video showcasing online/offline licenses here: <https://batalyse.com/videos/Batalyse-OfflineLicense.webm>

If the computer you want to use Data Analysis on has no internet access, please install Data Analysis as described. In the license dialog after clicking on "Request/Activate License" a message appears that the license request to Batalyse was not successful (because there is no internet connection). Now please copy the license information manually by "click here" and transfer it to us via another computer with internet access by mail to [contact@batalyse.com](mailto:contact@batalyse.com).



We will then send you back a license key by mail. Please enter this key in the field "Manually enter license string" and click on "Save Details".

## 1.5 License options and models

You can receive information on Data Analysis License options in this video: <https://batalyse.com/videos/Batalyse-DataAnalysis-LicenseTypes.webm>

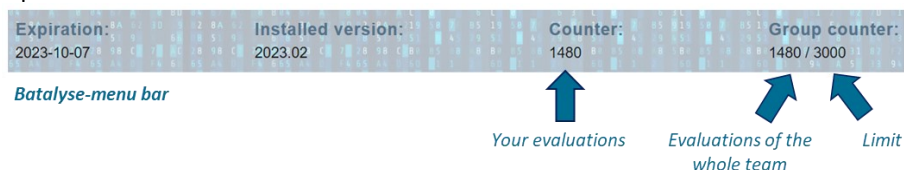
Data Analysis licenses can be tied to a specific computer and/or Origin ID. Transferring a computer-bound license to another computer is possible as long as it is an online license.

Group licenses for your team/company are also possible. This is done by either creating multiple computer-bound licenses or by linking the license to the Origin User Domain.

It is also possible to restrict the use of Data Analysis to specific users and their email addresses, e.g. if you want to prevent other departments/institutes from accessing your evaluation contingent.

A Data Analysis license can either contain an unlimited number of evaluations or alternatively a limit. With a limit the evaluations of the whole team are added up and you can install Data Analysis on as many computers as you want. If the limit is reached, no more evaluations are possible and you have to order a new contingent.

You can view the number of available evaluations at any time directly in Data Analysis by clicking on the "Support and Updates" button in the toolbar:



At "Counter" your own evaluations are displayed and "Group counter" shows the evaluations added up by you and your team together with the limit.

**The following actions count as an evaluation and increase the counter:**



- Evaluations from your computer/local network
- Evaluation from a SQL database or Batalyse Collect
- Performing comparisons or benchmarks

Each selected/evaluated test file increases the counter. If bugs occur during the evaluation, the counter will only increase, if result diagrams could be created successfully. If the bug prevents the creation of result diagrams, the counter will not be increased.

Please come back to us in both cases.

**The following actions do NOT count as evaluation. The counter remains constant:**



- Update the DUT data and re-evaluate an already evaluated measurement.
- Updating the evaluation of a still running measurement
- A download of already evaluated results from your Collect database